

# PALISADE





# Always remarkable.

A random turn down a different road can lead to a wonderful discovery. For those with a sense of adventure and who want to explore for themselves, Hyundai presents its all-new Palisade, the ultimate getaway vehicle. With its bold design, Palisade is made for those who dare to be different, who want to break the daily routine and just get away from it all. From its innovative smart safety features to its class-leading spaciousness, Palisade delivers an endless stream of pleasant surprises.







## Get it all done in style.

There's a busy day ahead: school runs, fitness club, lunch with friends and shopping. When there's so much to do and so little time to do it, Palisade helps you get it all done and in high style. Safety, comfort and convenience features are all well-thought-out and take much of the stress out of driving. Palisade lets you relax, focus on the important things and makes life a whole lot easier.





# Remember that time.

The big day is here so round up the crew, load up Palisade and head for that special place. Beautiful memories are made on days like this and Palisade helps make it all happen. Whatever the mix of passengers and cargo, Palisade is built to handle the job with comfort and ease.









# Smart start.

Palisade is loaded with remarkable smart features like the power tailgate that not only opens automatically but also allows you to adjust the opening/closing speed and lift height to suit personal preferences. And should you ever accidentally leave a child or pet behind after parking, the rear passenger alert system will automatically issue a gentle reminder. Smart from start to finish, that's Palisade.







## Refreshingly clean.

Beyond the cabin's clean, ultra-modern lines, there's clean air technology that not only filters away dust and pollen but also deodorizes the air with an ionizer. And seconds before entering a tunnel, Palisade will automatically close the windows and cut off external air intake. Double-laminated glass ensures whisper quiet travel while the 10.25" touchscreen comes with split-screen and 360-degree surround view monitor capabilities to ensure effortless command and control.







7" cluster / 10.25" navigation (Apple Carplay / Android Auto)



Bridge-type high console



Large luggage space  
Smart power tailgate\*

\* If the driver stands near the rear of the vehicle for three seconds with the smart key in his or her possession, the tailgate will open automatically, requiring no other action and enabling the driver to remove items from the vehicle easily and conveniently. The driver can adjust the maximum height to which the tailgate opens by setting the tailgate to the desired height and pressing and holding the "Close" button for an extended period of time.





2nd and 3rd row folded

3rd row folded and 2nd row folded 60%


3rd row folded and 2nd row folded 40%

3rd row folded


8 seats

Cargo, kids or adults, whatever you throw at it, the highly versatile Palisade can handle it. The cabin space can be easily configured in a variety of different ways to tackle the demands of the moment. And with the third row folded, Palisade offers a generous 1,297-liters of cargo space.

For added convenience, the second-row seats include a smart one-touch walk-in button that instantly readjusts the second-row seat position for easier third-row entry/egress. Rear seat passengers will also appreciate the dual-wide sunroof that brightens up the interior.



2nd-row USB charging ports



Walk-in Button





# All the power you need.

Palisade comes with a choice of powertrains, both mated to a shift-by-wire eight-speed automatic transmission. The highly efficient and eco-friendly Gen II Lambda gasoline and R-series diesel engines deliver best-in-class power output and are in full compliance with local emission regulations.

## 2.2 TCi Diesel Engine

193<sup>(EU2/EU3)</sup> Maximum Power  
200<sup>(EU4/EU5/EU6)</sup> ps/3,800 rpm

45.0 Maximum Torque  
kg-m/1,750-2,750 rpm

## 3.5 MPI Gasoline Engine

277 Maximum Power  
ps/6,300 rpm

34.2 Maximum Torque  
kg-m/5,000 rpm

## 3.8 GDi Gasoline Engine

295 Maximum Power  
ps/6,000 rpm

36.2 Maximum Torque  
kg-m/5,200 rpm



8-speed shift-by-wire automatic transmission



**HTRAC** HTRAC All-Wheel Drive





# Explore the limits.

Wherever your journey takes you on or off-road Palisade proves itself to be a highly capable performer thanks to the innovative H-TRAC 4-wheel-drive system and Multi-Terrain Control. Whether you're cruising along city streets or over the roughest terrain, Palisade handles the task with equal ease.



## Multi Terrain Control

When the going gets tough, SNOW, MUD and SAND modes assure optimal tire traction over different types of rough terrain. A quick glance at the center cluster or AVN will confirm terrain mode status.



## SNOW Mode

Simply select Snow Mode on the Multi-Terrain Control and H-TRAC's advanced AWD system employs variable power delivery to the rear wheels to optimize tire traction on slippery snow-covered roads.



## MUD Mode

Ensures maximum traction even on muddy roads thanks to the new coupling unit provides electronically controlled torque distribution among the four wheels. On sensing individual wheel slip, the smart controller automatically compensates by increasing torque to the wheels with greater traction.



## SAND Mode

The smart controller automatically adjusts the power distribution ratio between the front/rear axles and will automatically allocate the correct amount of torque and/or braking power to individual wheels to ensure the highest level of safety on sand covered surfaces.

## Drive Mode

A simple push of the button switches between Drive and Terrain modes. Turn the knob to select the mode that suits you best: COMFORT for everyday driving, ECO for optimal fuel efficiency, SPORT for quicker acceleration or SMART which employs a learning algorithm that automatically adjusts gear shift intervals based on recent driving patterns.

## COMFORT

## ECO

## SPORT

## SMART





# A real handful.

It's time for that big family trip and you've got a lot on your hands. But with Palisade's smart safety features, you get peace of mind knowing that you and your loved ones are protected by a 6-airbag system and a range of smart safety features that are unprecedented in the Palisade segment.



## 6-Airbag system

Palisade offers 6 airbags: the driver and front passenger get a pair of front airbags plus a pair of side airbags to protect the thorax and pelvic areas while left and right curtain airbags offer head protection for all cabin occupants.



## Three-zone, Independent-control, fully automatic air conditioning

Palisade features independent heating and cooling systems for the second-row seats, dual fully automatic air conditioning system for the front seats, and adjustable overhead vents that work in tandem with floor vents to help ensure maximum comfort throughout the entire cabin.

## Head-Up Display (HUD)

To minimize visual distractions and keep the driver's eyes fixed firmly on the road ahead, HUD projects the vehicle speed, current drive mode, navigation instructions and other key vehicle data directly onto the windshield.



## Blind-Spot View Monitor (BVM)

On activating the turn signal, the center cluster displays a live video image of the rear area captured by miniature cameras built into the left or right side-view mirrors. By providing a clear, wide view of the vehicle's blind spots, Palisade makes driving safer than ever.

## Sleep Mode System (SMS)

If backseat passengers are asleep, SMS allows the driver to mute the backseat speakers and to listen to music through the first-row speakers without disturbing anyone.





# Hyundai SmartSense

With Hyundai SmartSense, our cutting-edge Advanced Driver Assistance Systems, Palisade is equipped with the latest active safety technologies built to provide you with more safety and peace of mind.


## Blind-Spot Collision Warning (BCW)

Radar sensors in the rear bumper are used to warn the driver of approaching vehicles in the blind spot area.



## Rear Cross-Traffic Collision Warning (RCCW) and Rear Cross-Traffic Collision-Avoidance Assist (RCCA)

Radar sensors in the rear bumper monitor cross traffic approaching from left and right side of the vehicle during reverse maneuvers, and if necessary apply warning (RCCW) and emergency braking to prevent from collision (RCCA).



## Safe Exit Assist (First in class)

Keep your family safe with the Safe Exit Assist. Palisade senses vehicles approaching from the rear and keeps the child lock engaged thus preventing passengers from getting out. When the vehicles have passed, a simple push of a button unlocks the door for a safe exit.



## Surround View Monitor (SVM)

A multi-camera system provides a 360-degree view around the vehicle to assist the driver in parking situations.





# Features



18" alloy wheel

20" alloy wheel



Projection headlamps



LED headlamps



Black & Silver paint radiator grille



Light-reflective chrome radiator grille



3.5" TFT LCD cluster



8" LCD Touch screen



Three-zone full auto air conditioning system



Wireless smartphone charging system



LED rear combination lamp



Dual sunroof



Front / rear parking distance warning



Rear fog lamp



Conversation mirror



Integrated memory system (IMS)



Driver's 10-way power seat




Rear seat warmer



# Interior colors



Gray Two-tone Interior



Burgundy Color Package Interior



Black Mono-tone Interior




Navy Color Package Interior





# Exterior colors



# Specifications

Type	2.2 TCI Diesel Engine		3.5 MPI Gasoline Engine	3.8 GDI Gasoline Engine
Engine type	In Line 4 - Cylinders		V type 6 - Cylinders	V type 6 - Cylinders
Displacement (cc)	2,199		3,470	3,778
Max. Power (ps / rpm)	193 / 3,800 (EU2 / EU3)	200 / 3,800 (EU4 / EU5 / EU6)	277 / 6,300	295 / 6,000
Max. Torque (kg-m / rpm)	45.0 / 1,750-2,750		34.2 / 5,000	36.2 / 5,200
<b>Brakes</b>				
Front	Ventilated disc			
Rear	Ventilated disc			
<b>Suspension</b>				
Front	McPherson Strut Type			
Rear	Multi-Link Type			
<b>Tire</b>				
245/60R18, 245/50R20				
<b>Dimensions</b>				
Head room (mm)	1st row (w/Sunroof) / 2nd row (w/Sunroof) / 3rd row		1,035 (997) / 1,019 (985) / 944	
Leg room (mm)	1st row / 2nd row / 3rd row		1,120 / 1,077 / 798	
Shoulder room (mm)	1st row / 2nd row / 3rd row		1,555 / 1,545 / 1,402	


- Above values are based on internal testing results and are subject to change after final validation.
- Some of the equipment illustrated or described in this catalog may not be supplied as standard equipment and may be available at extra cost.
- Hyundai Motor Company reserves the right to change specifications and equipment without prior notice.
- The color plates shown may vary slightly from the actual colors due to the limitations of the printing process.
- Please consult your dealer for full information and availability on colors and trims.



Wheel Tread 1,708  
Overall Width 1,975



WheelBase 2,900  
Overall Length 4,980



1,750



Wheel Tread 1,716  
Overall Width 1,975

Unit : mm



Dealer stamp